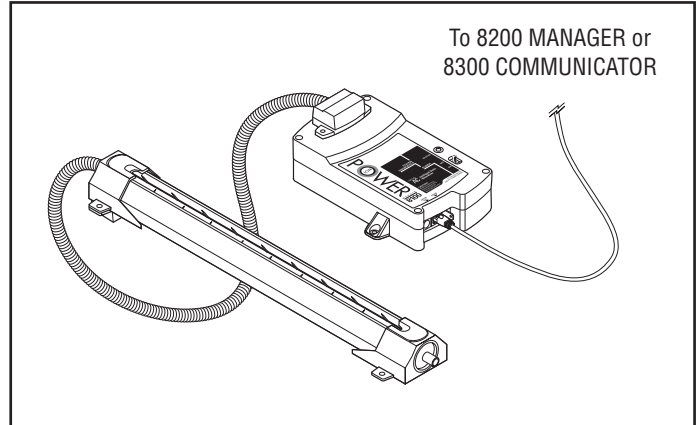


**VIRTUAL AC™ Intelligent Static Neutralizers**

The Virtual AC Intelligent Static Neutralizer employs a novel ionization technology for superior static neutralizing performance. The system simultaneously monitors several of the neutralizer's performance and diagnostic parameters. The system displays the critical information and alerts the operator when it is time to clean the bar or if there is a problem.

Virtual AC ION POWER Static Neutralizer consists of a 8100 POWER MODULE and one or more 8001iP or 8001KDT high-efficiency static neutralizing bars. Multiple ION POWER Neutralizer can be connected to the 8200 MANAGER Master controller via 8310 CONNECTOR serial switches. Also, individual Neutralizers can be connected to an industrial network with the 8300 COMMUNICATOR Fieldbus interface.

The modular design of Virtual AC Neutralizers allows users to upgrade and expand the system after the initial installation.



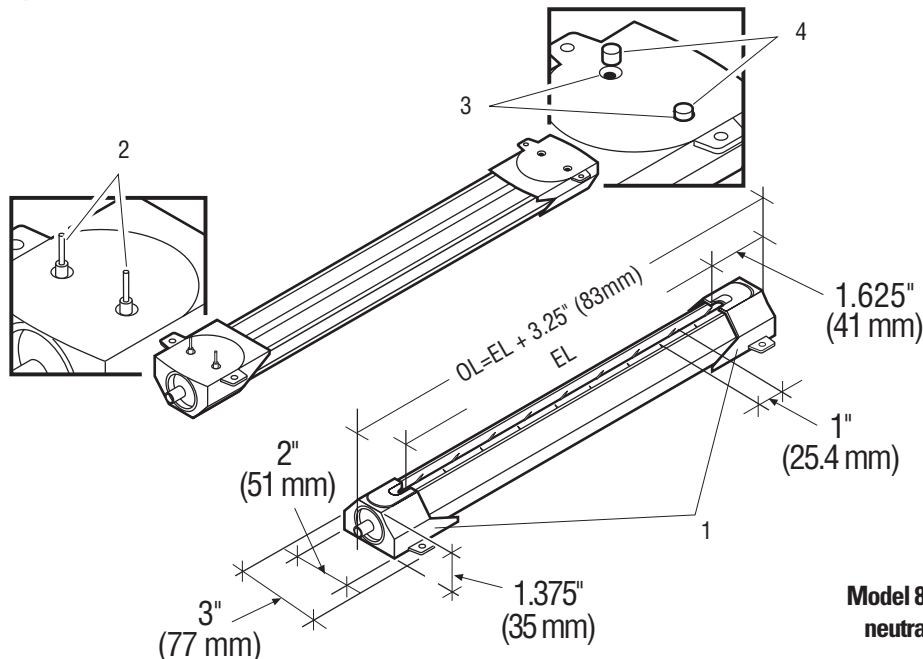
**ION POWER Virtual AC Intelligent Static Neutralizer.**

**MODEL 8001iP STATIC NEUTRALIZING BAR**

The body of the 8001iP neutralizing bar is made of an extruded rigid PVC and reinforced epoxy resin in the center trough of the bar for extra rigidity. There is no high voltage cable in the 8001iP neutralizing bar. Both ends of the bar have identical looking end blocks. Both end blocks are designed to accept Universal VAC high voltage connectors. One end block has connector pins, while the other has connector sockets covered with socket caps. This design gives the user several options for connecting the neutralizing bar.

Ionizing electrodes in the 8001iP neutralizing bar are spaced 1" (25.4 mm) apart and converge into a single row from each side of the bar. Ionizing electrodes are connected to the high voltage power source through resistors to ensure low current at the electrodes for safety.

The high voltage power supply is installed independently from the bar and connected to the bar via a high voltage extension cable.



**Model 8001iP static neutralizing bar.**

## MODEL 8001iP STATIC NEUTRALIZING BAR

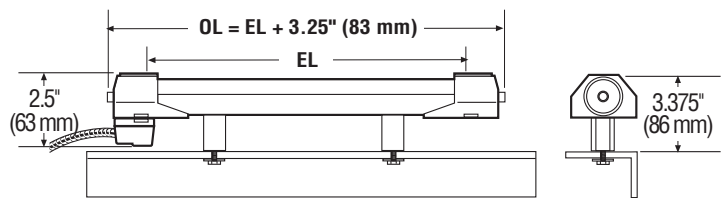
### SPECIFICATIONS

<b>Type</b>	Shockless, nominal pin short-circuit current 80 $\mu$ A RMS	<b>High voltage connections</b>	Universal VAC connector (male and female)
<b>Ionizing electrode material</b>	Tungsten	<b>Cable</b>	Quick-disconnect extension cables, up to 15 ft. long, with Universal VAC cable plugs (male and female)
<b>Ionizing pin spacing</b>	1" (25.4 mm)	<b>Housing material</b>	Rigid PVC, UL flammability rating V-0
<b>Maximum material speed</b>	Neutralizes charged materials traveling over 2500 fpm (800 m/min)	<b>Ambient operating temperature</b>	0°C to +50°C (32°F to 122°F)
<b>Maximum operating distance</b>	8' (200 mm) for web span neutralization; 20" (500 mm) rolls neutralization; Note: Actual distance depends on the application	<b>Standard bar lengths (effective length)</b>	3' (75 mm) min. to 119" (3000 mm) maximum with 2' (50.8 mm) length increments
		<b>Certifications</b>	CE

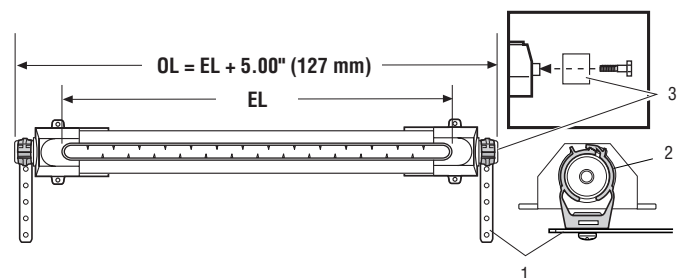
There are two provisions for mounting the 8001iP neutralizing bar. The longer bars should be mounted using the provided back mounts. Each back mount consists of a square cap screw, a 2-in.-long (50 mm) spacer with one notched end and a nut with a washer. The bar enclosure is designed to allow cap screws (1/4-20 or M6 thread) to slide along the narrow slot in the back of the bar enclosure. For each 24" (600 mm) of bar length added, an additional back mount is required. The shorter bars can also be mounted using two round bushings that attach to the end blocks of the bar and mounting clamps with 1/4-20 screws.

**NOTE:** The length of the spacers provides enough clearance from a mounting surface to disconnect the cable plug. If there is no mounting surface against the ends of the bar, the spacers can be shortened.

Two or more 8001iP neutralizing bars can be connected to a single high voltage power supply using high voltage extension cables. The Virtual AC 8011 high voltage power supplies are capable of powering up to 400' (10 m) of 8001iP neutralizing bars.

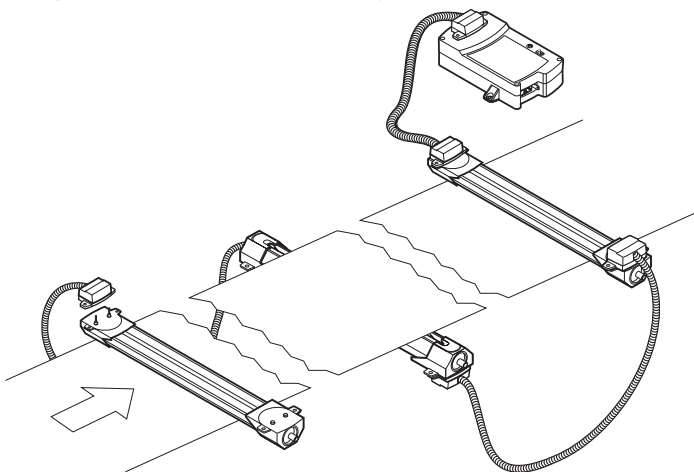


**Mounting of the 8001iP bar on an angle stock using back mounting spacers and cap screws.**



**Mounting of the Model 8001iP bar using the end-mount bushings and mounting clamps.**

1 - perforated strap; 2 - mounting clamp; 3 - mounting bushing.



**Daisy-chain configuration of the Virtual AC Neutralizer.**

**BONDLINE**  
STATIC CONTROL SOLUTIONS

**SIMCO ION**<sup>TM</sup>  
An ITW Company

www.bondline.com.au  
Tel: (02) 9757 3590

Simco-Ion  
2257 North Penn Road  
Hatfield, PA 19440 USA