

TIMM BITE GROUNDING CLAMPS OPERATING INSTRUCTIONS | ENGLISH

BONDLINE
STATIC CONTROL SOLUTIONS



TIMM Bite Grounding Clamps

Operating Instructions

Manufacturer: Timm Technology GmbH

Address: Senefelder-Ring 45
21465 Reinbek

Germany

Tel.: +49 (0) 40 248 35 63 – 0

E-Mail: info@timm-technology.de

Web: www.timm-technology.com

Created / Modified		Checked / Ex		Approved		Replacement for		
Name	Date	Name	Date	Name	Date	Doc.-Nr.	Date	
AB	16.08.2023	GK	2022	AB	29.02.2024	V 1.40	11.07.2023	
Document: 240116_Manual_TIMM Bite Grounding Clamp & Cables_EN								



General Safety Instructions



All TIMM Bite Grounding Clamps comply with the requirements of European standards EN ISO 80079-36:2016 and EN ISO 80079-37:2016 and are therefore suitable for use in hazardous areas of **zones 1 and 21** as non- electrical devices of device category **II 2 GD**. **When using the TIMM Bite grounding clamps in combination with coiled cables, special conditions must be observed**, as the permissible gas group (IIC, IIB, IIA) depends on the extension length used. The permitted extension length is limited to a part of the maximum extension length, depending on the gas group and cable type. Details can be found in **Chapter 3.2 / Tables 1 to 3**.



The installation and maintenance of these grounding clamps and any additional cables may only be carried out by authorized persons qualified in explosion protection with regard to the national occupational safety regulations and in accordance with the applicable technical rules and regulations for the installation of explosion-proof devices (in particular EN 60079-14).

The installing and operating group of people must have basic knowledge of the principle of electrostatic grounding (e.g. according to IEC/TS 60079-32-1) as well as the technical skills for assembly and use.

When using these grounding clamps, the safety and maintenance instructions and the technical data stated in these operating instructions must be observed, as well as the national regulations for industrial safety and accident prevention. The clamps have to be used as intended in an undamaged, faultless condition.

These operating instructions describe the installation, operation and maintenance of the clamps and serve as an important source of information. It is part of the product and must be kept in the immediate vicinity of the clamps, accessible to the installation, operating and maintenance personnel at all times.

Modifications, repairs or changes may only be carried out by the manufacturer. Recurring tests and their time intervals can be specified and carried out by the ATEX representative in accordance with EN 60079-17.



Applications for which these devices are not intended negate the explosion protection. Any intervention or change to the device will invalidate the ATEX approval



Table of Contents

- General Safety Instructions 2
- 1. Basic Functional Description 4
 - 1.1. 1-pole Grounding Clamps..... 4
 - 1.2. 2-pole Grounding Clamps with Quick Connect (QC) Plug 4
- 2. Technical Data 5
 - 2.1. Grounding Clamp TIMM Medium Bite 5
 - 2.2. Grounding Clamp TIMM Large Bite 6
 - 2.3. Grounding Clamp TIMM Mini Bite..... 7
 - 2.4. Grounding Clamp TIMM Profi Bite..... 8
 - 2.5. Grounding Clamp TIMM Round Bite 9
 - 2.6. Grounding Clamp TIMM Basic Bite 10
 - 2.7. Grounding Clamp TIMM Medium Bite QC.....11
 - 2.8. Grounding Clamp TIMM Large Bite QC12
- 3. Important Notes.....13
 - 3.1. Use of the TIMM Bite grounding clamps with coiled cables13
 - 3.2. Use of the TIMM Bite grounding clamps with straight cables13
 - 3.3. Use of the TIMM Bite grounding clamps with cable-reels.....17
 - 3.4. Connection assignment TIMM Bite QC clamps (plug):17
- 4. Conformity Statement 18
- 5. EU Declaration of Conformity21



1. Basic Functional Description

1.1. 1-pole Grounding Clamps

The grounding clamps with the type designations

- TIMM Medium Bite
- TIMM Large Bite
- TIMM Mini Bite
- TIMM Profi Bite
- TIMM Round Bite
- TIMM Basic Bite

serve the intended purpose of preventing electrostatic charges in hazardous areas and provide a secure grounding connection of stationary and mobile, metallic or conductive and dissipative items.¹

Typical applications include bonding of barrels, containers, tank trucks, big bags with conductive inliners, machinery and plant components.

1.2. 2-pole Grounding Clamps with Quick Connect (QC) Plug

The grounding clamps with the type designations

- TIMM Medium Bite QC
- TIMM Large Bite QC

are intended for the safe dissipation of electrostatic charges in potentially explosive areas and for this purpose establish a safe connection between stationary and mobile, metallic or conductive and dissipative objects and the stationary equipotential bonding (PA). The established connection can optically indicate the presence of a good grounding connection by using a grounding control device and signal it with potential-free changeover contacts.²

Typical applications include controlled grounding of barrels, containers, tank trucks, and railway tank wagons, machinery and system parts.

¹ Please note that this is only guaranteed with an associated grounding cable (available on request).

² Please note that these grounding clamps can only be used in conjunction with an EXK-4 grounding control device.

2. Technical Data

2.1. Grounding Clamp TIMM Medium Bite



The handy universal grounding clamp for use in zone 1 and zone 21

Statement of Conformity according to ATEX dir. 2014/34/EU	TPS 22 ATEX 109833 0003 X
Hazardous area of application (gas explosive areas):	Ex II 2 G – for zone 1
Hazardous area of application (combustible dust areas):	Ex II 2 D – for zone 21
Type of protection (Gas explosive areas):	Ex h IIC T6 Gb ¹⁾
Type of protection (Combustible dust areas):	Ex h IIIC T80°C Db ¹⁾
Opening width:	15 mm
Leg length:	140 mm
Type of connection:	1-pole by means of a M4 eyelet (max. 4 mm ²)
Stainless steel teeth:	hardened, 2 pieces (mounted on one side)
Material:	Stainless steel 1.4310 (V2A)
Cable grip:	yes

¹⁾ When using the TIMM Bite grounding clamps together with coiled cables, special conditions according to chapter 3.2 must be observed.

2.2. Grounding Clamp TIMM Large Bite



The extra-large universal grounding clamp for use in zone 1 und zone 21

Statement of Conformity according to ATEX dir. 2014/34/EU	TPS 22 ATEX 109833 0003 X
Hazardous area of application (gas explosive areas):	Ex II 2 G – for zone 1
Hazardous area of application (combustible dust areas):	Ex II 2 D – for zone 21
Type of protection (Gas explosive areas):	Ex h IIC T6 Gb ¹⁾
Type of protection (Combustible dust areas):	Ex h IIIC T80°C Db ¹⁾
Opening width:	40 mm
Leg length:	230 mm
Type of connection:	1-pole by means of a M8 eyelet (max. 16 mm ²)
Stainless steel teeth:	hardened, 2 pieces (mounted on one side)
Material:	Stainless steel 1.4310 (V2A)
Cable grip:	yes

¹⁾ When using the TIMM Bite grounding clamps together with coiled cables, special conditions according to chapter 3.2 must be observed.

2.3. Grounding Clamp TIMM Mini Bite



The small grounding clamp for little containers, canisters, laboratory and table applications for use in zone 1 and zone 21

Statement of Conformity according to ATEX dir. 2014/34/EU	TPS 22 ATEX 109833 0003 X
Hazardous area of application (gas explosive areas):	Ex II 2 G – for zone 1
Hazardous area of application (combustible dust areas):	Ex II 2 D – for zone 21
Type of protection (Gas explosive areas):	Ex h IIC T6 Gb ¹⁾
Type of protection (Combustible dust areas):	Ex h IIIC T80°C Db ¹⁾
Opening width:	15 mm
Leg length:	60 mm
Type of connection:	1-pole by means of a M4 eyelet (max. 4 mm ²)
Stainless steel teeth:	hardened, 2 pieces (mounted on one side)
Material:	Stainless steel 1.4310 (V2A)
Cable grip:	yes

¹⁾ When using the TIMM Bite grounding clamps together with coiled cables, special conditions according to chapter 3.2 must be observed.

2.4. Grounding Clamp TIMM Profi Bite



The extra strong universal grounding clamp for use in zone 1 and zone 21

Statement of Conformity according to ATEX dir. 2014/34/EU	TPS 22 ATEX 109833 0003 X
Hazardous area of application (gas explosive areas):	Ex II 2 G – for zone 1
Hazardous area of application (combustible dust areas):	Ex II 2 D – for zone 21
Type of protection (Gas explosive areas):	Ex h IIC T6 Gb ¹⁾
Type of protection (Combustible dust areas):	Ex h IIIC T80°C Db ¹⁾
Opening width:	45 mm
Leg length:	150 mm
Type of connection:	1-pole by means of a M8 eyelet (max. 10 mm ²)
Stainless steel teeth:	hardened, 2 pieces (mounted opposite to each other)
Material:	Stainless steel 1.4310 (V2A)
Cable grip (with supplement oZ):	no
Cable grip (with supplement mZ):	yes

According to EN 80079-36:2016, the built-in plastic block cannot become electrostatically charged (projected area < 400 mm²).

²⁾ When using the TIMM Bite grounding clamps together with coiled cables, special conditions according to chapter 3.2 must be observed.

2.5. Grounding Clamp TIMM Round Bite



The strong grounding clamp for round profiles and fabrics for use in zone 1 and zone 21 (ideal for IBCs)

Statement of Conformity according to ATEX dir. 2014/34/EU	TPS 22 ATEX 109833 0003 X
Hazardous area of application (gas explosive areas):	Ex II 2 G – for zone 1
Hazardous area of application (combustible dust areas):	Ex II 2 D – for zone 21
Type of protection (Gas explosive areas):	Ex h IIC T6 Gb ¹⁾
Type of protection (Combustible dust areas):	Ex h IIIC T80°C Db ¹⁾
Opening width:	45 mm
Leg length:	150 mm
Type of connection:	1-pole by means of a M8 eyelet (max. 10 mm ²)
Stainless steel teeth:	Trident (mounted on both sides)
Material:	Stainless steel 1.4310 (V2A)
Cable grip (with supplement oZ):	no
Cable grip (with supplement mZ):	yes

¹⁾ When using the TIMM Bite grounding clamps together with coiled cables, special conditions according to chapter 3.2 must be observed.

2.6. Grounding Clamp TIMM Basic Bite



The simple grounding clamp for use in zone 1 and zone 21

Statement of Conformity according to ATEX dir. 2014/34/EU	TPS 22 ATEX 109833 0003 X
Hazardous area of application (gas explosive areas):	Ex II 2 G – for zone 1
Hazardous area of application (combustible dust areas):	Ex II 2 D – for zone 21
Type of protection (Gas explosive areas):	Ex h IIC T6 Gb ¹⁾
Type of protection (Combustible dust areas):	Ex h IIIC T80°C Db ¹⁾
Opening width:	25 mm
Leg length:	132 mm
Type of connection:	1-pole by means of a M4 eyelet (max. 4 mm ²)
Stainless steel teeth:	2 pieces (mounted opposite to each other)
Material:	Stainless steel 1.4310 (V2A)
Cable grip:	no

¹⁾ When using the TIMM Bite grounding clamps together with coiled cables, special conditions according to chapter 3.2 must be observed.

2.7. Grounding Clamp TIMM Medium Bite QC



The handy universal grounding clamp with Quick-Connect-plug for easy connection to the EKX-4 2-POLE

Statement of Conformity according to ATEX dir. 2014/34/EU	TPS 22 ATEX 109833 0003 X
Hazardous area of application (gas explosive areas):	Ex II 2 G – for zone 1
Hazardous area of application (combustible dust areas):	Ex II 2 D – for zone 21
Type of protection (Gas explosive areas):	Ex h IIC T6 Gb
Type of protection (Combustible dust areas):	Ex h IIIC T80°C Db
Opening width:	15 mm
Leg length:	140 mm
Type of connection:	2-pole by means of QC quick connect plug
Stainless steel teeth:	hardened, 2 pieces (mounted on one side)
Material:	Stainless steel 1.4310 (V2A)
Cable grip:	yes

According to EN 80079-36: 2016, the built-in plastic block cannot become electrostatically charged (projected area < 400 mm²).

2.8. Grounding Clamp TIMM Large Bite QC



The extra-large universal grounding clamp with Quick-Connect-plug for easy connection to the EKX-4 2-POLE

Statement of Conformity according to ATEX dir. 2014/34/EU	TPS 22 ATEX 109833 0003 X
Hazardous area of application (gas explosive areas):	Ex II 2 G – for zone 1
Hazardous area of application (combustible dust areas):	Ex II 2 D – for zone 21
Type of protection (Gas explosive areas):	Ex h IIC T6 Gb
Type of protection (Combustible dust areas):	Ex h IIIC T80°C Db
Opening width:	40 mm
Leg length:	230 mm
Type of connection:	2-pole by means of QC quick connect plug
Stainless steel teeth:	hardened, 2 pieces (mounted on one side)
Material:	Stainless steel 1.4310 (V2A)
Cable grip:	yes

According to EN 80079-36: 2016, the built-in plastic block cannot become electrostatically charged (projected area < 400 mm²).

3. Important Notes



The grounding clamps are intended for the safe dissipation of electrostatic charges in potentially explosive areas and should only be used for this purpose. The grounding clamps can be used for the temporary equalising connection in accordance with EN 60079-14 section 6.4.2. All other usages negate the explosion protection of the grounding clamps.



The grounding clamp must be attached to the object to be grounded before starting work. The grounding clamp must be manually guided to and from the object to be grounded. The possible height of fall of a clamp, if it is accidentally released, should not exceed 1 m! Uncontrolled tossing or throwing of the pliers cancels the explosion protection!



The grounding clamps have to be checked regularly for wear on the teeth and should be replaced if necessary. The grounding teeth can be replaced by the user of the grounding clamp himself. Only spare parts from TIMM should be used for this. The connected grounding cables must also be checked regularly for wear and, if necessary, replaced.

3.1. Use of the TIMM Bite grounding clamps with coiled cables

When using the TIMM Bite grounding clamps together with coiled cables in zones 1 and 2, the permissible gas group (IIC, IIB, IIA) depends on the extension length of the spiral cable used. The same applies to zones 21 and 22, where the maximum extension length of the coiled cable is also limited. For this reason, you should generally ensure that the spring force of the coiled cable used is not excessively strong, as otherwise the grounding clamp will be accelerated too much if it is accidentally released. Therefore, when choosing the coiled cable, the extendable length should be chosen so that it is significantly larger than the required length in order not to prevent over-tension.

For the coiled grounding cables, the maximum possible extension lengths specified for the respective gas groups in **Tables 1 and 2** below must be observed when used in zones 1 and 2. And when using the grounding clamps with coiled grounding cable in zones 21 and 22, **Table 3** must be observed.

3.2. Use of the TIMM Bite grounding clamps with straight cables

The TIMM Bite grounding clamps can also be connected to a straight, non-coiled cable.

An overview of the straight cables, ready for connection with TIMM Bite grounding clamps, can be found in **Table 5**.

Table 1: Maximum extension length of the coiled cable for the respective gas group when used in Zone 1 in m

Zone 1 (EPL Gb)			
Type of cable	Gas group		
	IIC	IIB	IIA
EEWK403GG – copper gn/ye 3 m	max. 1,80 m	max. 2,40 m	max. 3,00 m
EEWK405GG – copper gn/ye 5 m	max. 2,60 m	max. 3,40 m	max. 4,50 m
EEWK410GG – copper gn/ye 10 m	max. 4,30 m	max. 5,20 m	max. 7,00 m
EEWS403GG – steel gn/ye 3 m	max. 1,20 m	max. 1,60 m	max. 2,30 m
EEWS405GG – steel gn/ye 5 m	max. 1,50 m	max. 2,10 m	max. 2,90 m
EEWS410GG – steel gn/ye 10m	max. 2,00 m	max. 2,60 m	max. 3,50 m
EEWS403GR – steel gn 3 m	max. 1,20 m	max. 1,70 m	max. 2,40 m
EEWS405GR – steel gn 5 m	max. 1,50 m	max. 2,20 m	max. 3,00 m
EEWS410GR – steel gn 10 m	max. 2,60 m	max. 3,50 m	max. 4,80 m

Table 2: Maximum extension length of the coiled cable for the respective gas group when used in Zone 2 in m

Zone 2 (EPL Gc)			
Type of cable	Gas group		
	IIC	IIB	IIA
EEWK403GG – copper gn/ye 3 m	max. 2,40 m	max. 3,00 m	max. 3,00 m
EEWK405GG – copper gn/ye 5 m	max. 3,40 m	max. 5,00 m	max. 5,00 m
EEWK410GG – copper gn/ye 10 m	max. 5,50 m	max. 7,10 m	max. 9,40 m
EEWS403GG – steel gn/ye 3 m	max. 1,60 m	max. 2,30 m	max. 3,00 m
EEWS405GG – steel gn/ye 5 m	max. 2,10 m	max. 2,90 m	max. 4,00 m
EEWS410GG – steel gn/ye 10m	max. 2,60 m	max. 3,50 m	max. 4,80 m
EEWS403GR – steel gn 3 m	max. 1,70 m	max. 2,40 m	max. 3,00 m
EEWS405GR – steel gn 5 m	max. 2,20 m	max. 3,00 m	max. 4,20 m
EEWS410GR – steel gn 10 m	max. 3,50 m	max. 4,80 m	max. 6,60 m

Table 3: Maximum extension length of the coiled cable for the dust groups IIIC, IIIB and IIIA when used in Zones 21 and 22 in m

Zone 21 (EPL Db) and Zone 22 (EPL Dc)	
Type of cable	Dust group
	IIIC, IIIB, IIIA
EEWK403GG – copper gn/ye 3 m	max. 3,00 m
EEWK405GG – copper gn/ye 5 m	max. 5,00 m
EEWK410GG – copper gn/ye 10 m	max. 9,40 m
EEWS403GG – steel gn/ye 3 m	max. 3,00 m
EEWS405GG – steel gn/ye 5 m	max. 4,00 m
EEWS410GG – steel gn/ye 10m	max. 4,80 m
EEWS403GR – steel gn 3 m	max. 3,00 m
EEWS405GR – steel gn 5 m	max. 4,20 m
EEWS410GR – steel gn 10 m	max. 6,60 m

Table 4: Overview of coiled cables







Illustration	TIMM Art.-No.	Article name
	EEWK403GG	3 m coiled cable, copper, 4 mm ² , insulated green/yellow
	EEWK405GG	5 m coiled cable, copper, 4 mm ² , insulated green/yellow
	EEWK410GG	10 m coiled cable, copper, 4 mm ² , insulated green/yellow
	EEWS403GG	3 m coiled cable, steel, 4 mm ² , insulated green/yellow
	EEWS405GG	5 m coiled cable, steel, 4 mm ² , insulated green/yellow
	EEWS410GG	10 m coiled cable, steel, 4 mm ² , insulated green/yellow
	EEWS403GR	3 m coiled cable, steel, 4 mm ² , insulated green
	EEWS405GR	5 m coiled cable, steel, 4 mm ² , insulated green
	EEWS410GR	10 m coiled cable, steel, 4 mm ² , insulated green

Table 5: Overview of smooth cables

Illustration	TIMM Article No.	Article name
	EEGS401BA	Straight cable, steel, 4 mm ² , blank, available by the meter
	EEGS401GG	Straight cable, steel, 4 mm ² , insulated green/yellow, available by the meter
	EEGS401GR	Straight cable, steel, 4 mm ² , insulated green, available by the meter

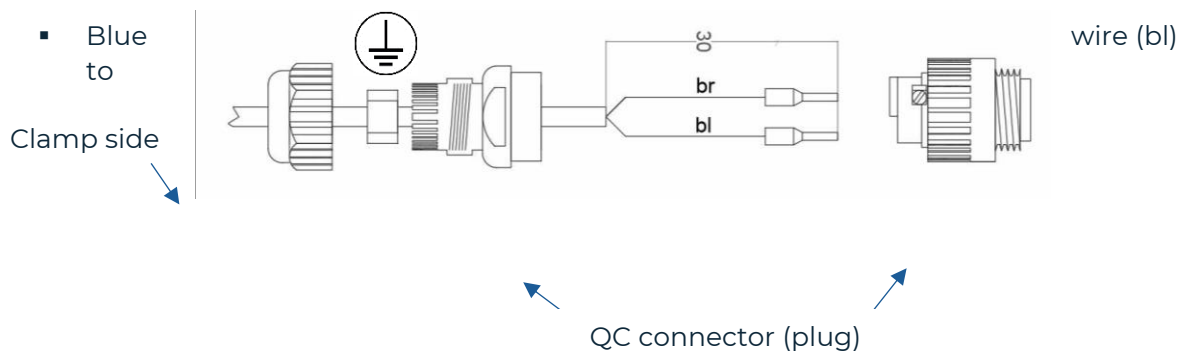
3.3. Use of the TIMM Bite grounding clamps with cable-reels



The TIMM Bite grounding clamps are not suitable for use in connection with a cable-reel and should not be used for this!


3.4. Connection assignment TIMM Bite QC clamps (plug):

- Brown wire (br) to Pin 1
- Blue to




4. Conformity Statement

ZERTIFIKAT ◆ CERTIFICATE ◆ 認證書 ◆ CERTIFICADO ◆ CERTIFICAT



Product Service



(1) **Conformity Statement**
TRANSLATION

(2) Equipment and Protective Systems Intended for Use in Potentially Explosive Atmospheres – Directive 2014/34/EU

(3) Number of Certificate of Conformity Statement:
TPS 22 ATEX 109833 0003 X Issue 00

(4) Equipment: Grounding clamp
Type: TIMM... Bite...

(5) Manufacturer: H. TIMM Elektronik GmbH

(6) Adress: Senefelder-Ring 45
21465 Reinbek
Germany

(7) This equipment and any acceptable variation thereto are specified in the schedule to this certificate and the documents therein referred to.

(8) TÜV SÜD Product Service GmbH certifies, based on a voluntary testing, that this equipment has been found to comply with the Essential Health and Safety Requirements relating to the design and construction of equipment and protective systems intended for use in potentially explosive atmospheres, given in Annex II of the Directive. The examination and test results are recorded in the confidential report No. 713234894.

(9) Compliance with the Essential Health and Safety Requirements has been assured by compliance with:

EN ISO 80079-36:2016
EN ISO 80079-37:2016

(10) If the sign "X" is placed after the certificate number, it indicates that the equipment is subject to special conditions for safe use specified in the schedule to this certificate.


(11) This Conformity Statement relates only to the design and the construction of the specified equipment in accordance with Directive 2014/34/EU. Further requirements of this Directive apply to the manufacturer and supply of this equipment.

(12) The marking of the equipment shall include the following:

II 2 G Ex h IIC T6 Gb
II 2 D Ex h IIIC T80 °C Db

Certification Body Explosion Protection
Ridlerstraße 65, 80339 Munich

Munich, Feb. 28, 2022




.....
Dipl.-Ing. (FH) Arno Butzke

Page 1 / 3

Conformity Statement without signature shall not be valid. The certificates may be circulated only without alteration. Extracts or alterations are subject to approval by TÜV SÜD Product Service GmbH. In case of dispute, the German text shall prevail.

The document is internally administrated under the following number: EX8A 109833 0003 Issue 00

TÜV SÜD Product Service GmbH • Certification Body • Ridlerstrasse 65 • 80339 Munich • Germany



ZERTIFIKAT ◆ CERTIFICATE ◆ 認證證書 ◆ СЕРТИФИКАТ ◆ CERTIFICADO ◆ CERTIFICAT



Product Service

- (13) **Schedule**
- (14) **Conformity Statement TPS 22 ATEX 109833 0003 X** Issue

(15) Description of equipment:

The 1-pole ground clamps with quick connector are intended to prevent electrostatic charges in potentially explosive atmospheres and establish a safe connection between stationary and mobile, metallic or conductive and dissipative objects and a good earth. Typical applications include drums, containers, tank trucks, big bags with conductive inliners, machine and plant parts.

The 2-pole ground clamps with Quick Connect (QC) quick connectors are intended for the safe discharge of electrostatic charges in potentially explosive atmospheres and, for this purpose, establish a safe connection between stationary and mobile, metallic or conductive and dissipative objects and the equipotential bonding (PA) on the plant side.

The created connection can visually indicate the presence of a good ground connection by using a grounding tester and signal it by potential-free changeover contacts. Typical applications include drums, containers, tank trucks, rail tank cars, big bags with dissipative inliners, machinery and equipment parts.

The 2-pole ground clamps are to be used exclusively in connection with the grounding tester type EKX-4.

Technical Data:

Typ	Side length	Connection type
TIMM Mini Bite	60 mm	1-pole by means of M3 eyelet
TIMM Medium Bite	140 mm	1-pole by means of M4 eyelet
TIMM Large Bite	230 mm	1-pole by means of M8 eyelet
TIMM Profi Bite	150 mm	1-pole by means of M8 eyelet
TIMM Round Bite	150 mm	1-pole by means of M8 eyelet
TIMM Basic Bite	132 mm	1-pole by means of M3 eyelet
TIMM Barrel Bite	150 mm	1-pole by means of M4 eyelet
TIMM Barrel Bite QC	150 mm	2-pole by means of QC (Quick connect)
TIMM Medium Bite QC	140 mm	2-pole by means of QC (Quick connect)
TIMM Large Bite QC	230 mm	2-pole by means of QC (Quick connect)

Page 2 / 3

Conformity Statement without signature shall not be valid. The certificates may be circulated only without alteration. Extracts or alterations are subject to approval by TÜV SÜD Product Service GmbH. In case of dispute, the German text shall prevail.

The document is internally administrated under the following number: EX8A 109833 0003 Issue 00

TÜV SÜD Product Service GmbH • Certification Body • Ridlerstrasse 65 • 80339 Munich • Germany



ZERTIFIKAT ◆ CERTIFICATE ◆ 認證證書 ◆ CERTIFICADO ◆ CERTIFICAT



Product Service

(16) Test report: 713234894

(17) Special conditions for safe use:

The ground clamps are intended exclusively for the intended purpose of discharging electrostatic charges and may only be used for this purpose.

For the temporary equalization connection, the ground clamps must be used in accordance with DIN EN 60079-14 section 6.4.2.

It is essential to clamp the grounding clamp to the object to be grounded before starting work.

The earthing clamps must be checked regularly with regard to wear of the teeth, and these must be replaced if necessary. The grounding teeth may be changed by the user of the grounding clamp himself.

The connected grounding cables are to be checked regularly for wear and replaced if necessary.

The TIMM Bite grounding tongs can be used in Zone 1 with gas group IIC when connected to a smooth, non-coiled cable.

When using the TIMM Bite ground clamps together with spiral cables in zones 1 and 2, the permissible gas group (IIC, IIB, IIA) must be considered depending on the used extension length of the spiral cable. Likewise, the max. extension length of the spiral cable must be observed when used in zones 21 and 22.

The TIMM Bite grounding clamps are not suitable for use with cable reels.

The 2-pole grounding clamps are to be used exclusively in connection with the grounding tester type EKX-4.

(18) Essential health and safety requirements:

met by standards

Page 3 / 3

Conformity Statement without signature shall not be valid. The certificates may be circulated only without alteration. Extracts or alterations are subject to approval by TÜV SÜD Product Service GmbH. In case of dispute, the German text shall prevail.

The document is internally administrated under the following number: EX&A 109833 0003 Issue 00

TÜV SÜD Product Service GmbH • Certification Body • Ridlerstrasse 65 • 80339 Munich • Germany



5. EU Declaration of Conformity



EU-Konformitätserklärung EU Declaration of Conformity

Timm Technology GmbH | Senefelder-Ring 45 | 21465 Reinbek | Germany

erklärt als Hersteller in alleiniger Verantwortung, dass das Produkt |
declares in its sole responsibility as manufacturer that the product

Erdungszangen Typ TIMM Bite
(in den nachstehenden Ausführungen)

Grounding Clamps type TIMM Bite
(in the variations listed below)

mit den Anforderungen der folgenden EU-Richtlinien und harmonisierten Normen
übereinstimmt | *is in conformity with the requirements of the following EU directives
and harmonised standards:*

EU Richtlinien <i>EU Directives</i>	Normen <i>Standards</i>
ATEX-Richtlinie 2014/34/EU <i>ATEX Directive 2014/34/EU</i>	EN ISO 80079-36:2016 EN ISO 80079-37:2016

1-polige Ausführungen | 1-pole variations: TIMM Mini Bite, TIMM Profi Bite,
TIMM Large Bite, TIMM Round Bite
TIMM Medium Bite, TIMM Basic Bite
TIMM Barrel Bite

2-polige Ausführungen | 2-pole variations: TIMM Large Bite QC, TIMM Medium Bite QC,
TIMM Barrel Bite QC

ATEX-Kennzeichnung | *ATEX-Marking:*



II 2 G Ex h IIC T6 Gb
II 2 D Ex h IIIC T80°C Db



Zugehörige Konformitätsaussage |
Related Conformity Statement:

TPS 22 ATEX 109833 0003 X Ausgabe: 00
(TÜV SÜD Product Service GmbH,
Riedlerstraße 65, 80339 München)

Zugehöriger Hinterlegungsschein |
Related Deposit Attestation:

EX9A 109833 0004 Rev. 00 vom 21.01.2022
(TÜV SÜD Product Service GmbH,
Riedlerstraße 65, 80339 München)

(Fortsetzung Seite 2 | *continue page 2*)



info@timm-technology.de
www.timm-technology.de

12.09.2022 | V1.5 | TIMM Bite Konformitätserklärung 220912
1 | 2






Seite 2 der EU-Konformitätserklärung zu Erdungszangen Typ TIMM Bite

Page 2 of EU Declaration of Conformity for Grounding Clamps type TIMM Bite

Reinbek, 12.09.2022

Ort und Datum |
Place and date



Dr. Thomas Overbeck
Geschäftsführer | General Manager

Anlagen: | Enclosures: Konformitätsaussage TPS 22 ATEX 109833 0003 X Ausgabe: 00 |
Conformity Statement TPS 22 ATEX 109833 0003 X Issue: 00

Bescheinigung Nr. EX9A 109833 0004 Rev. 00 vom 21.01.2022 über
die Hinterlegung der technischen Unterlagen |
Attestation EX9A 109833 0004 Rev. 00 dated 2022-01-21 on the
depositing of the technical documentation

Anerkennung des Qualitätssicherungssystems TÜV 98 ATEX 1362Q |
Production quality assessment notification TÜV 98 ATEX 1362Q



info@timm-technology.de
www.timm-technology.de

12.09.2022 | V1.5 | TIMM Bite Konformitätserklärung 220912
2 | 2

