

High Performance Soldering tips from Weller

Innovation in a League of its Own



Weller®

Precise power, control & balance between the heating element and the soldering tip.

Weller soldering tips are designed at our world class R & D Center in Germany to meet the latest demands of the market. The Weller soldering tip and high power heating element are combined to form a homogeneous & near “perfect” heating system, thus guaranteeing the production of only the highest quality solder joints. Combined with an ergonomically designed iron, this technology offers the “perfect” soldering tool!

Only genuine Weller soldering tips feature our proprietary galvanic coating.

Every Weller tip is designed to master a specific application.



- ✓ High quality copper/silver core, optimizes heat transfer to the solder joint.
- ✓ Galvanized iron coating, maximizes the lifetime of the soldering tip.
- ✓ Pre-tinned solder area enhances wettability and prevents oxidation.
- ✓ Corrosion-resistant nickel coating, bonds the iron layer with the exterior chrome plating.
- ✓ Special chrome plating, limits the wetting area for a perfectly defined joint contact.



Auto Tool Protection

Improper tip use can damage the heating system. ATP offers precise pairing of the heating elements and soldering tips, thus protecting the iron from misuse & irreparable damage: **ONLY with original parts!**





Original tips guarantee top quality & reduced costs!

Why genuine Weller?



Perfect Solder Joints

Only genuine Weller tips are precisely paired with the homogeneous Weller heating system, thus guaranteeing the production of only the highest quality solder joints.



High Cost Efficiency

Heat Delivery

Rapid & stable heat delivery guarantees a repeatable solder process with a productivity increase of up to 50%!



Increased Productivity

Weller HS series tips (p. 9) transfer heat to joint 2 times as fast as standard tips!



Original Top Quality

Only the Best Materials

Silver is used as the absolute best heat conductor in the heating element, thus optimizing heat transfer.

Manufacturer Warranty

The Weller warranty can **ONLY** be guaranteed when using original Weller parts.

By using genuine Weller parts, you are automatically assured to be operating with the latest & greatest technology in the soldering industry. The Weller R & D Team is constantly testing and developing new techniques to manufacture the ultimate solder tip. Our efforts result in massive savings in time and running costs for our valued customers.

How can you identify original Weller tips?

Seal of Quality

The soldering iron and solder tip packaging bears the "Genuine Weller Seal of Quality."

Tip Engraving

*All original Weller tips are now engraved with the Weller logo. Only engraved Weller tips guarantee our highest quality standards.

* Effective from August 2013



Quality
Standard






IS
OUR

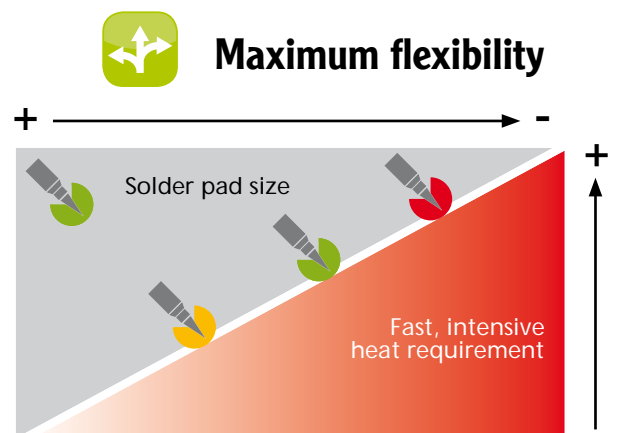
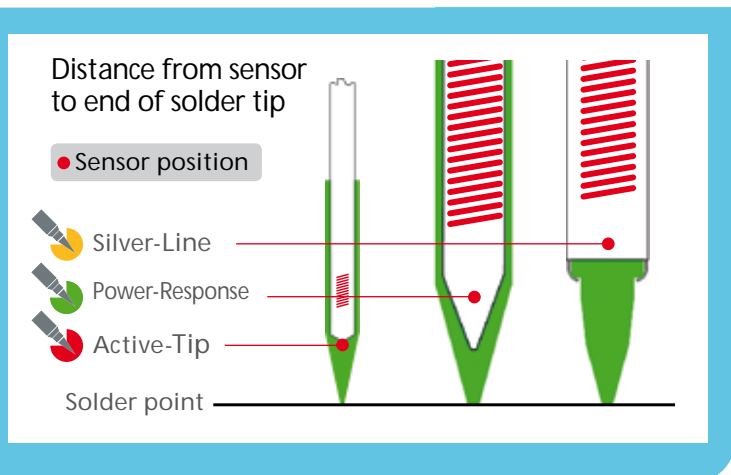
Weller heating & tip technologies are designed for specific applications, thus guaranteeing maximum flexibility

No other soldering iron manufacturer in the world offers this much flexibility.

Only Weller supplies three different heating & tip technologies to ensure customers always have the absolute best tool for their specific application. Weller's proven technology enables users to finally tackle those difficult or near impossible hand soldering applications. **The bottom line: we help you get your soldering job done better, faster and cheaper!**

Why three different heating technologies & what benefits do they offer?

Active-Tip Technology	Power-Response Technology	Silver-Line Technology
<ul style="list-style-type: none"> ■ Ultra precise performance ■ Extremely accurate tip temperature ■ Micro-soldering at its finest ■ Fastest heat up and recovery time of all three technologies 	<ul style="list-style-type: none"> ■ Maximum power & response for top performance ■ Optimal balance between power, control & running costs with widest range of tips ■ Highest quality soldering standard for widest range of applications 	<ul style="list-style-type: none"> ■ Universal SMT & THT jobs ■ A wide range of low cost tips ■ For general applications with a high quality standards ■ Perfect choice where operating costs are critical
		

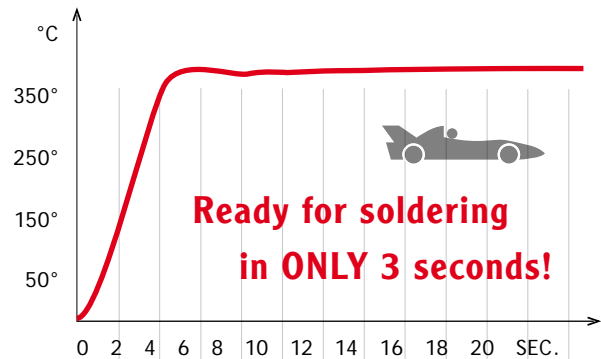


Active-Tip Technology

This highly innovative technology offers ultra precise heating & temperature control specifically designed for micro-soldering applications. The fully integrated tip cartridge (40W) delivers the fastest recovery on the market for fine tips at just a slightly higher tip price. Temperature sensitive and miniature applications are mastered with precision & safety.



- Fastest heat up & recovery on the market
- Excellent reaction time with finest tips
- Optimal for soldering under microscope
- Rapid hot tip-change; no tool required

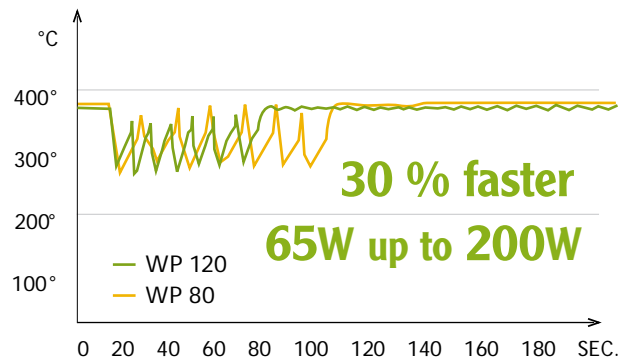


Power-Response technology

The newly improved technology maximizes soldering performance on the smallest to the largest joints. A perfect balance between power (65W, 120W & 200W), response, temperature control and lower tip costs makes this unique technology the most attractive solution - Top quality professional soldering designed to meet the highest industry standards.



- Maximum power & rapid response
- Optimized sensor position
- Meeting highest industry standards
- Widest tip range with low price point

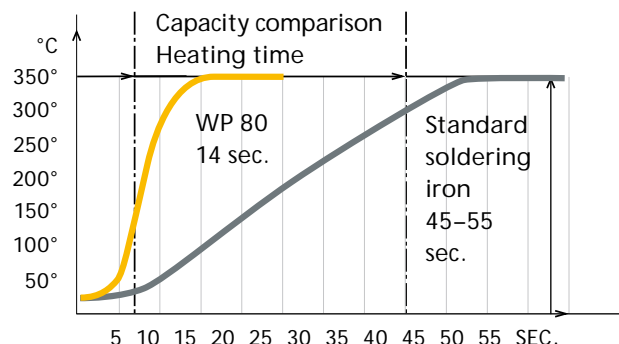


Silver-Line Technology

The low mass silver tips offer the absolute best heat transfer at the lowest price in our entire range of tips. The 80W ergonomically designed heating element and pencil type grip make this technology the top performer for universal soldering applications where tip price is a deciding factor.

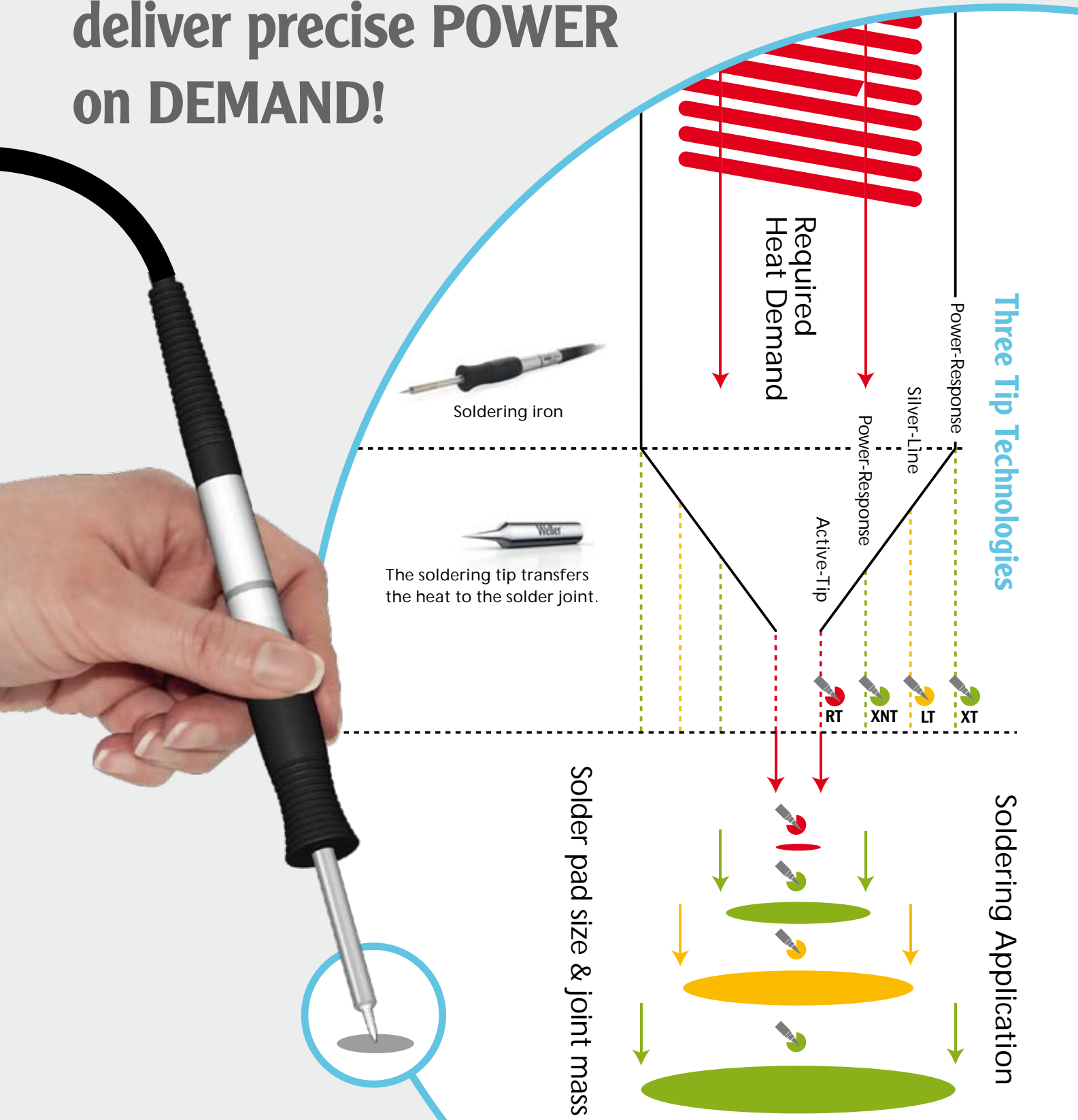


- Effective heat transfer via silver core
- Fast ramp up & recovery
- Designed for universal applications
- Low mass tips with lowest price point



The Manufacturer Warranty can ONLY be guaranteed when using original Weller parts.

Weller® Heating Technologies deliver precise POWER on DEMAND!



Three Tip Technologies designed to master ALL soldering jobs - from the most delicate to the most difficult!



RT / RTW



Active-Tip Technology

Most delicate & temp- sensitive applications; for use under microscope; ultra fine tips with fastest heat response & best temp-control; cartridge tips.

WXMP
WMRP



WXMT
WMRT



XNT



Power-Response Technology

SMDs & THTs with very small solder pads & increased heat demand; perfect choice where Active-Tip above lacks sufficient power; lower cost, non-cartridge tips.

WXP 65
WP 65



LT



Silver-Line technology

Universal SMD & THT applications both small & large; low mass silver tips offer absolute best heat transfer at lowest price in entire tip range; non-cartridge tips.

WSP 80
WP 80



XT / XHT



Power-Response Technology

Most difficult, high mass soldering jobs; maximum power with ergonomic iron handle; choose when WXP/ WP 65 lack sufficient power; lower cost, non-cartridge tips.

WXP 120
WP 120



WXP 200
WP 200



Weller's Revolutionary WSW soldering wire - A Cost Savings Sensation!

Engineered in cooperation with Almit, one of the world's leading solder suppliers, Weller is proud to announce the worldwide launch of its revolutionary, optimized & patented WSW soldering wire. An impressive result of Weller's permanent R & D, the WSW cored soldering wire offers revolutionary wetting properties at lower temperatures and even on difficult surfaces. This greatly reduces the wire consumption. The anti-leaching & anti-solder splash properties greatly increase process quality & productivity, while decreasing costs tremendously.

Example Calculation: Solder Tip Costs using WSW wire compared with competitive wire

Assumption price for solder tip: Cartridge tips approx. - 20 €,

Non-cartridge tips approx. - 5 €

	Weller WSW	Competition SAC 305
Number of solder cycles per soldering tip	50,000	15,000
Cost per solder joint: Cartridge tip 	0.0004 €	0.0013 €
Cost per solder joint: Non-cartridge tips from Weller  	0.0001 €	0.00033 €

Potential Saving per Workstation:

Assumption: 100,000 solder joints per week, 2 kg soldering wire, 44 working weeks per year

Potential savings for soldering wire

	Weller	Competition
Cartridge Tip	Weller WSW	Competition SAC 305
Soldering wire	Weller WSW	Competition SAC 305
Cost per solder joint	0.0004 €	0.0013 €
= Cost per year	880 €	2,860 €
+ Cost soldering wire	3,586 €	2,640 €
=	4,466 €	5,500 €

Potential saving for Weller solder tips + soldering wire

	Weller	Competition
Non-cartridge tips	Weller Non-cartridge tips	Competition Cartridge Tip
Soldering wire	Weller WSW	Competition SAC 305
Cost per solder joint	0.0001 €	0.0013 €
= Cost per year	220 €	2,860 €
+ Cost Soldering wire	3,586 €	2,640 €
=	3,806 €	5,500 €

Saving per year 1,034 € per station!

Saving per year 1,694 € per station!



Highest Quality Solder Joints

- Excellent flux properties lead to fast & homogeneous wetting.
- No more solder splash due to a very even flux distribution.
- Reduced iron leaching on tip & joint.
- Enhanced wetting reduces soldering wire consumption.



Superior Cost Efficiency

Reduction of tip use is 50 – 70% & often as much as 80%; reduction of labor & wire costs per joint guaranteed.



Increased Tip Lifetime

Increase in soldering tip service lifetime due to its improved galvanic & enhanced microalloy finish.



New tip



Weller WSW after 10,000 solder cycles



Competition after 10,000 solder cycles



Maximum Flexibility

To guarantee maximum flexibility for all solder applications, Weller can supply a wide range of alloys and fluxes, as well as various wire diameters. (See page 22)



Process Optimizer Package



The Weller Process Optimizer Package

Designed to increase the quality of all hand & robotic soldering operations while at the same time, increasing productivity and decreasing operating costs! Comprised of the new WSW soldering wire & the newly developed Weller High Speed (HS) soldering tips, this revolutionary package will optimize process performance. **TRIPLE SAVINGS** on soldering time, tips & wire guarantees a rapid ROI on every workbench!






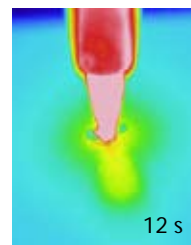
High Speed Heat Transfer Solder Tips

NEW Weller High Speed soldering tips **DOUBLE** the heat transfer performance to the solder area.

Specifically engineered to compliment the enhanced wetting properties of the newly launched WSW wire, Weller is co-launching their new & exclusive line of proprietary HS High Speed Heat Transfer soldering tips. The galvanized ferrous boundary layer of the tip has been optimized to achieve a **100% improvement** in heat transfer! The innovative micro-alloy solder tip finish compliments the anti-leaching properties of the WSW wire in order to optimize the price/performance ratio of the soldering process.

Weller standard tip

Weller High Speed tip



100% Improvement in Heat Transfer

Best quality tip core materials & galvanic optimization offers the most efficient heat transfer in the shortest amount of time.



Highest Quality Solder Joints

- Superior wetting
- Lowest temperature



Increase Productivity

- Increase in productivity by around two times.
- Fast wetting by improved flux technology.
- No more solder splash reduces touch up time.



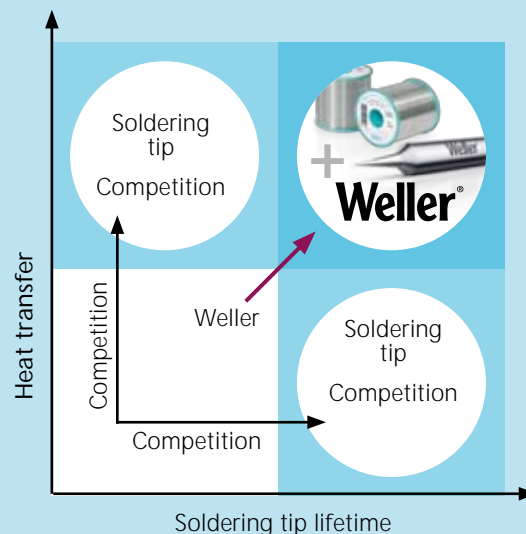
Superior Cost Efficiency

- Reduction in rework costs.
- Massive reduction in costs per solder joint.
- Massive reduction in labor costs per solder joint.



Top Performance

New HS tips coupled with new WSW solder wire will optimize process performance by increasing quality & productivity and greatly reducing operational costs!



Process Optimizer

Weller tip technologies - Designed to master the most delicate & the most difficult soldering applications!

RT

Soldering tips

WXMP
 WMRP



40 W, 12 V

Ultra slim soldering iron;
 Ideal for microscope work.

RTW

Soldering tips

WXMT
 WMRT

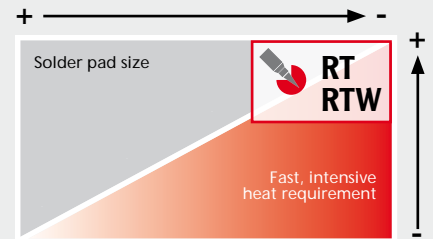


2 x 40 W, 12 V

Slim tweezers; Ideal for soldering & de-soldering very small SMD components.



Active-Tip



XNT

Soldering tips

WXP 65
 WP 65

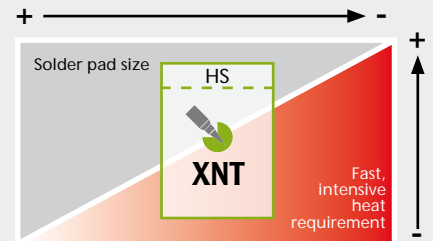


65 W, 24 V

SMDs & THTs with very small solder pads & increased heat demand.



Power-Response



LT

Soldering tips

WSP 80
 WP 80

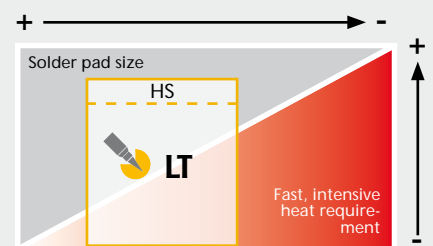


80 W, 24 V

Universal SMD & THT applications both small & large heat demand.



Silver-Line



XT

Soldering tips

WXP 120
 WP 120



120 W, 24 V

All-rounder with great heating power;
 soldering applications from small to large components with higher heat demand required.

XHT

Soldering tips

WXP 200
 WP 200

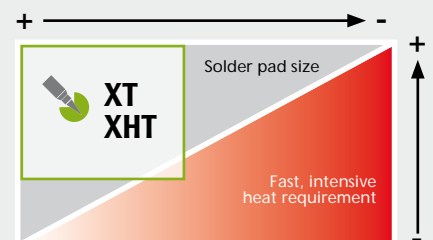


200 W, 24 V

Highest Power soldering iron;
 ideal for applications with highest mass applications e.g. LED back-panels or RF shieldings.



Power-Response



 **WMP/ WXMP**

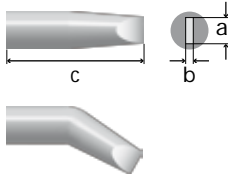
Ideal for microscope work; highest performance via active soldering tip; cartridge type tip.









40 W, 12 V












- Fastest heat up & recovery on the market
- Excellent reaction time with finest tips
- Optimal for soldering under microscope
- Rapid hot tip-change; no tool required

Chisel





RT	Ø a mm	b mm	Order-no.
 RT 1SC	0,4	0,15	T005 44 612 99
 RT 1SCNW*	0,3	0,1	T005 44 626 99
 RT 3	1,3	0,4	T005 44 603 99
 RT 4	1,5	0,4	T005 44 604 99
 RT 8	2,2	0,4	T005 44 608 99
 RT 9	0,8	0,4	T005 44 609 99
 RT 11	3,6	0,9	T005 44 611 99
 RT 5 30°	0,8	0,4	T005 44 605 99

Type	Ø a mm	b mm	Order-no.
 RT 1SCMS	0,4	0,15	T005 44 615 99
 RT 1SCNWMS*	0,3	0,1	T005 44 626 71
 RT 3MS	1,3	0,4	T005 44 616 99
 RT 4MS	1,5	0,4	T005 44 618 99
 RT 8MS	2,2	0,4	T005 44 622 99
 RT 9MS	0,8	0,4	T005 44 623 99
 RT 11MS	3,6	0,9	T005 44 631 99
 RT 5MS 30°	0,8	0,4	T005 44 619 99
 RT 3XMS 30°	1,3	0,5	T005 44 603 73

Sloped



Type	a mm	Order-no.
 RT 6 45°	1,2	T005 44 606 99


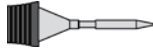

Type	a mm	Order-no.
 RT 6MS 45°	1,2	T005 44 620 99

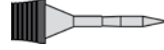




MS tips: separate grounded

* none wettable

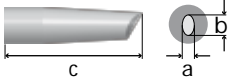
Conical

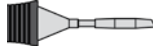


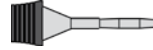
Type	Ø a mm	Order-no.
RT 1 	0,2	T005 44 601 99
RT 1NW* 	0,1	T005 44 625 99
RT 2 	0,8	T005 44 602 99

Type	Ø a mm	Order-no.
RT 1MS 	0,2	T005 44 614 99
RT 1NWMS* 	0,1	T005 44 625 71
RT 2MS 	0,8	T005 44 617 99
RT 12MS 25° 	0,5	T005 44 632 99
RT 13MS 30° 	0,4	T005 44 633 99

Gull Wing

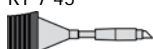


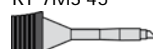
Type	Ø a mm	b mm	Order-no.
RT 10GW 	1,2	2,0	T005 44 610 99

Type	Ø a mm	b mm	Order-no.
RT 10GWMS 	1,2	2,0	T005 44 624 99

Knife

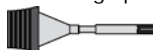


Type	Ø a mm	Order-no.
RT 7 45° 	2,2	T005 44 607 99

Type	Ø a mm	Order-no.
RT 7MS 45° 	2,2	T005 44 621 99

MS tips: separate grounded

Measuring tip

Type	Order-no.
Measuring tip 	T005 44 613 99

* none wettable



WXMT / WMRT

Ultra slim tweezers; ideal for soldering & desoldering very small SMD components; cartridge type tips.

2 x 40 W, 12 V

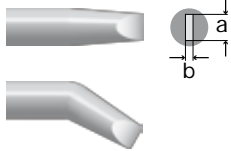


- Fastest heat up & recovery on the market
- Excellent reaction time with finest tips
- Optimal for soldering under microscope
- Rapid hot tip-change; no tool required



RTW = tweezers


Chisel



RTW	Ø a mm	b mm	Order-no.
RTW 2 45°	0,7	0,4	T005 44 652 99
RTW 3 45°	3,0	1,0	T005 44 653 99
RTW 4 45°	6,0	1,0	T005 44 654 99
RTW 9	3,0	1,0	T005 44 666 99
RTW 11	6,0	1,0	T005 44 667 99
RTW 10	10,0	1,0	T005 44 668 99
RTW 8	1,3	0,4	T005 44 664 99

Type	Ø a mm	b mm	Order-no.
RTW 2MS45°	0,7	0,4	T005 44 657 99
RTW 3MS 45°	3,0	1,0	T005 44 658 99
RTW 4MS 45°	6,0	1,0	T005 44 659 99
RTW 9MS	3,0	1,0	T005 44 669 99
RTW 11MS	6,0	1,0	T005 44 670 99
RTW 10MS	10,0	1,0	T005 44 671 99
RTW 8MS	1,3	0,4	T005 44 665 99
RTW 7NWMS*	0,8	0,4	T005 44 663 71

Conical



Type	Ø a mm	Order-no.
RTW 1 45°	0,4	T005 44 651 99
RTW 6NW* 45°	0,2	T005 44 656 99

Type	Ø a mm	Order-no.
RTW 1MS 45°	0,4	T005 44 655 99
RTW 6NWMS* 45°	0,2	T005 44 656 71

MS tips: separate grounded

* none wettable

 **WXP 65 / WP 65**

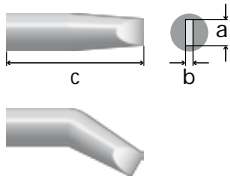
Perfect choice where Active-Tip above lacks sufficient power; lower cost, non-cartridge tips.

65 W, 24 V



- Maximum power & rapid response
- Optimized sensor position
- Meeting highest industry standards
- Widest tip range with low price point

Chisel



XNT	Ø a mm	b mm	c mm	Order-no.
XNT 1SCNW*	0,3	0,1	27,0	T005 44 881 99 T005 44 881 10
XNT 1SC	0,4	0,15	27,0	T005 44 862 99 T005 44 862 10
XNT H	0,8	0,4	28,0	T005 44 859 99 T005 44 859 10
XNT K	1,2	0,4	28,0	T005 44 860 99 T005 44 860 10
XNT A	1,6	0,4	28,0	T005 44 851 99 T005 44 851 10
XNT 6	1,6	0,4	29,5	T005 44 856 99 T005 44 856 10
XNT B	2,4	0,8	27,0	T005 44 857 99 T005 44 857 10

Type	Ø a mm	b mm	c mm	Order-no.
XNT C	3,2	0,8	27,0	T005 44 858 99 T005 44 858 10
XNT D	4,0	0,8	28,0	T005 44 853 99 T005 44 853 10
XNT HX 45°	0,8	0,4	36,5	T005 44 873 99 T005 44 873 10
XNT 4X 45°	1,2	0,4	34,6	T005 44 874 99 T005 44 874 10
XNT AX	1,6	0,8	28,0	T005 44 864 99 T005 44 864 10
XNT BX	2,4	0,8	36,5	T005 44 882 99 T005 44 882 10
XNT MX	3,2	0,8	37,5	T005 44 883 99 T005 44 883 10

Sloped



Type	a mm	Order-no.
XNT 4	1,2	T005 44 855 99 T005 44 855 10
XNT AA 45°	1,6	T005 44 884 99 T005 44 884 10
XNT BB 45°	2,4	T005 44 885 99 T005 44 885 10

Type	a mm	Order-no.
XNT CC 45°	3,2	T005 44 886 99 T005 44 886 10
XNT F 45°	1,2	T005 44 887 99 T005 44 887 10

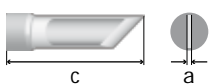
Conical



Type	Ø a mm	c mm	Order-no.
XNT 1	0,5	27,0	T005 44 850 99 T005 44 850 10

Type	Ø a mm	c mm	Order-no.
XNT S	0,4	37,5	T005 44 868 99 T005 44 868 10

Knife

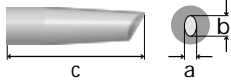


Type	Ø a mm	c mm	Order-no.
XNT KN	2,0	33,0	T005 44 863 99 T005 44 863 10

- T005XXXXX99 = 1 Piece
- T005XXXXX10 = 10 Pieces
- T005XXXXX11 = 100 Pieces

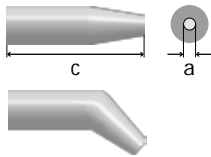
* none wettable

Gull Wing



XNT		b mm	c mm	Order-no.
XNT GW 1		2,0	33,0	T005 44 854 99 T005 44 854 10
XNT GW		1,5	27,5	T005 44 880 99 T005 44 880 10

Round



Type	Ø a mm	c mm	Order-no.
XNT 1S	0,2	28,5	T005 44 852 99 T005 44 852 10
XNT 1LX	0,2		T005 44 872 99 T005 44 872 10

Type	Ø a mm	c mm	Order-no.
XNT 1X	0,4	28,0	T005 44 865 99 T005 44 865 10
XNT 1SLX 45°	0,4	39,5	T005 44 875 99 T005 44 875 10

SMT

Type	Ø a mm	b mm	c mm	Order-no.
XNT SMT 01	10,4	0,6	7,1	T005 44 876 99
XNT SMT 02	16,8	0,6	7,1	T005 44 877 99

Type	Ø a mm	b mm	c mm	Order-no.
XNT SMT 03	20,8	0,6	7,1	T005 44 878 99

High Speed



XNT		Ø a mm	b mm	c mm	Order-no.
XNT 1 HS		0,5		27,0	T005 44 888 99 T005 44 888 10
XNT 1SHS		0,2		28,5	T005 44 889 99 T005 44 889 10
XNT 4 HS		1,2			T005 44 890 99 T005 44 890 99
XNT 6 HS		1,6	0,4	29,5	T005 44 891 99 T005 44 891 10
XNT H HS		0,8	0,4	28,0	T005 44 892 99 T005 44 892 10
XNT K HS		1,2	0,4	28,0	T005 44 893 99 T005 44 893 10
XNT AX HS		1,6	0,8	28,0	T005 44 894 99 T005 44 894 10
XNT 1X HS		0,4		28,0	T005 44 895 99 T005 44 895 10

Type	Ø a mm	b mm	c mm	Order-no.
XNT SHS	0,4			T005 44 896 99 T005 44 896 10
XNT ASHS	1,6			T005 44 897 99 T005 44 897 10
XNT 1L HS	0,2			T005 44 898 99 T005 44 898 10
XNT 1LX HS	0,2			T005 44 8 99 99 T005 44 8 99 10
XNT HX HS 30°	0,8	0,4	36,5	T005 44 900 99 T005 44 900 10
XNT 4X HS 45°	1,2	0,4	34,6	T005 44 901 99 T005 44 901 10
XNT 1SLX HS 45°	0,4		39,5	T005 44 902 99 T005 44 902 10
XNT F HS45°	1,2			T005 44 903 99 T005 44 903 10

Accessories

Type	Ø a mm	c mm	Order-no.
Measuring tip	0,6	31,3	T005 44 861 99
XNT Screw M4		26,0	T005 44 879 99

Type	Order-no.
Barrel	T005 87 657 58
Barrel for bent	T005 87 657 67

 **WSP 80 / WP 80**

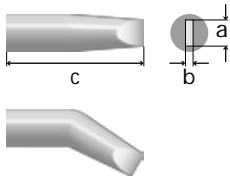
Universal SMD & THT applications both small & large;
lowest cost, non-cartridge tips in entire range.





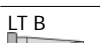





80 W, 24 V













- Effective heat transfer via best material silver core
- Fast ramp up & recovery
- Designed for universal applications
- Low mass tips with lowest price

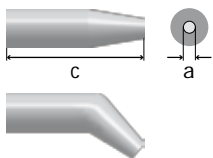
Chisel


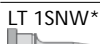










LT	Ø a mm	b mm	c mm	Order-no.
LT 1SC 	0,4	0,15	15,0	T005 44 494 99 T005 44 494 10
LT 1SCNW* 	0,3	0,1	15,0	T005 44 497 99
LT A 	1,6	0,7	12,5	T005 44 440 99 T005 44 440 10 T005 44 403 11
LT ASL 	1,6	0,45	12,5	T005 44 516 99 T005 44 516 11
LT B 	2,4	0,8	12,5	T005 44 405 99 T005 44 405 10 T005 44 405 11
LT BSL 	2,4	0,45	12,5	T005 44 517 99 T005 44 517 11
LT H 	0,8	0,4	12,5	T005 44 437 99 T005 44 437 10 T005 44 412 11
LT HSL 	0,8	0,4	12,5	T005 44 518 99 T005 44 518 11
LT C 	3,2	0,8	12,5	T005 44 407 99 T005 44 407 10 T005 44 407 11
LT D 	4,6	0,8	12,5	T005 44 409 99 T005 44 409 10 T005 44 409 11

Type	Ø a mm	b mm	c mm	Order-no.
LT DLL 	4,6	1,2	12,5	T005 44 448 99 T005 44 448 10
LT K 	1,2	0,4	20,0	T005 44 438 99 T005 44 438 10 T005 44 413 11
LT L 	2,0	1,0	20,0	T005 44 414 99 T005 44 414 10 T005 44 414 11
LT M 	3,2	1,2	20,0	T005 44 415 99 T005 44 415 10 T005 44 415 11
LT HX 30° 	0,8	0,4	17,5	T005 44 420 99 T005 44 420 11
LT ALX 30° 	1,6	0,7	17,5	T005 44 443 99 T005 44 443 10
LT BX 30° 	2,4	0,8	17,5	T005 44 442 99 T005 44 442 10
LT AX 30° 	1,6	0,8	14,1	T005 44 427 99 T005 44 427 10
LT 4X 30° 	1,2	0,4	17,2	T005 44 428 99 T005 44 428 10
LT MX 30° 	3,2	1,2	20,0	T005 44 469 99

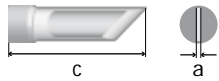
Round



Type	Ø a mm	c mm	Order-no.
LT 1S 	0,2	15,0	T005 44 436 99 T005 44 402 10
LT 1SNW* 	0,1	15,0	T005 44 496 99
LT 1SA 	0,5	15,0	T005 44 488 99
LT 1 	0,25	13,0	T005 44 435 99 T005 44 435 10 T005 44 401 11
LT 1LNW* 	0,1	25,4	T005 44 498 99

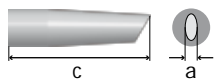
Type	Ø a mm	c mm	Order-no.
LT 1A 	0,5	13,0	T005 44 489 99 T005 44 489 10 T005 44 489 11
LT AS 	1,6	12,5	T005 44 404 99 T005 44 404 10 T005 44 404 11
LT CS 	3,2	12,5	T005 44 411 99 T005 44 411 10
LT 1SLX 30° 	0,4	22,0	T005 44 426 99 T005 44 426 10
LT 1X 30° 	0,4	13,0	T005 44 425 99 T005 44 425 10

Knife



Type	Ø a mm	c mm	Order-no.
LT KN	2,0	16,5	T005 44 479 99 T005 44 479 10
LT KN5L 45°	2,0	16,5	T005 44 519 99

Sloped



Type	a mm	c mm	Order-no.
LT 4 45°	1,2	15,0	T005 44 439 99 T005 44 439 10 T005 44 421 11
LT F 45°	1,2	12,5	T005 44 408 99 T005 44 408 10 T005 44 408 11
LT AA 60°	1,6	12,5	T005 44 487 99 T005 44 487 10
LT BB 60°	2,4	17,0	T005 44 444 99 T005 44 444 10
LT BB 45°	2,4	17,0	T005 44 484 99
LT CC 60°	3,2	17,0	T005 44 445 99 T005 44 445 10
LT CC 45°	3,2	17,0	T005 44 485 99

Type	a mm	c mm	Order-no.
LT DD 45°	4,0	20,0	T005 44 478 99 T005 44 478 10
LT DD 45°	4,6	17,0	T005 44 486 99 T005 44 486 10 T005 44 486 11
LT 11CP 45°	1,2	15,0	T005 44 421 71
LT 22CP 45°	2,0	20,0	T005 44 408 73
LT 33CP 45°	3,0	20,0	T005 44 408 77
LT 44CP 45°	4,0	20,0	T005 44 408 81

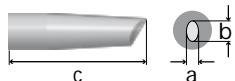
Conical



Type	Ø a mm	c mm	Order-no.
LT 1L	0,2	25,4	T005 44 423 99 T005 44 423 10 T005 44 423 11
LT 1LNW*	0,1	25,4	T005 44 498 99
LT S	0,4	21,0	T005 44 406 99 T005 44 406 10 T005 44 406 11

Type	Ø a mm	c mm	Order-no.
LT T	0,6	13,0	T005 44 482 99 T005 44 482 10 T005 44 482 11
LT O	0,8	17,0	T005 44 481 99 T005 44 515 10
LT 1LX 35°	0,2	25,4	T005 44 424 99 T005 44 424 10 T005 44 424 11

Gull Wing










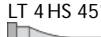
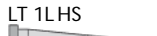
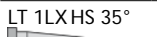

Type	Ø a mm	b mm	c mm	Order-no.
LT GW1	2,3	3,2	17,8	T005 44 410 99 T005 44 410 10 T005 44 410 11
LT GW2	3,5	4,8	17,8	T005 44 511 99 T005 44 511 10











- T005XXXXX99 = 1 Piece
- T005XXXXX10 = 10 Pieces
- T005XXXXX11 = 100 Pieces

* none wettable

High Speed



LT	Ø a mm	b mm	c mm	Order-no.
LT 1 HS 	0,25		13,0	T005 44 520 99 T005 44 520 10 T005 44 520 11
LT 1 SHS 	0,2		15,0	T005 44 521 99 T005 44 521 10 T005 44 521 11
LT ASHS 	1,6		12,5	T005 44 522 99 T005 44 522 10 T005 44 522 11
LT SHS 	0,4		21,0	T005 44 523 99 T005 44 523 10 T005 44 523 11
LT F HS 45° 	1,2		12,5	T005 44 524 99 T005 44 524 10 T005 44 524 11
LT K HS 	1,2	0,4	20,0	T005 44 525 99 T005 44 525 10 T005 44 525 11
LT HX HS 30° 	0,8	0,4	17,5	T005 44 526 99 T005 44 526 10 T005 44 526 11
LT 4 HS 45° 	1,2		15,0	T005 44 527 99 T005 44 527 10 T005 44 527 11
LT 1L HS 	0,2		25,4	T005 44 528 99 T005 44 528 10 T005 44 528 11
LT 1LX HS 35° 	0,2		25,4	T005 44 529 99 T005 44 529 10 T005 44 529 11
LT 1X HS 30° 	0,4	13,0		T005 44 530 99 T005 44 530 10

Type	Ø a mm	b mm	c mm	Order-no.
LT 1SLX HS 30° 	0,4		22,0	T005 44 531 99 T005 44 531 10
LT AX HS 30° 	1,6	0,8	14,1	T005 44 532 99 T005 44 532 10
LT 4X HS 30° 	1,2	0,4	17,2	T005 44 533 99 T005 44 533 10
LT O HS 	0,8		17,0	T005 44 534 99 T005 44 534 10
LT T HS 	0,6		13,0	T005 44 535 99 T005 44 535 11
LT 1SA HS 	0,5		15,0	T005 44 536 99
LT 1A HS 	0,5		14,0	T005 44 537 99 T005 44 537 10 T005 44 537 11
LT O HS 	1,4		17,0	T005 44 538 99
LT ASL HS 	1,6	0,45	12,5	T005 44 539 99 T005 44 539 11
LT HSL HS 	0,8	0,4	12,5	T005 44 540 99 T005 44 540 11

Accessories

Type	a mm	c mm	Order-no.
Measuring tip MLR 80/ WSP 80	0,5	13,0	T005 44 416 99
Screw M4 external thread	8,0		T005 44 449 99
ET-LT Adapter			T005 87 207 81

- T005XXXXX99 = 1 Piece
- T005XXXXX10 = 10 Pieces
- T005XXXXX11 = 100 Pieces

* none wettable

WXP 120 / WP 120

120 watt All-rounder; perfect choice where WXP/WP 65 above lacks sufficient power; lower cost, non-cartridge tips.

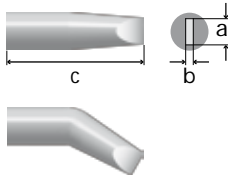
120 W, 24 V



- Maximum power & rapid response
- Optimized sensor position
- Meeting highest industry standards
- Widest tip range with low price point



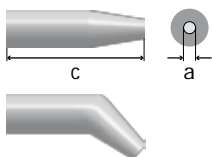
Chisel



XT	Ø a mm	b mm	c mm	Order-no.
XT H	0,8	0,4	36,5	T005 44 713 99 T005 44 713 10
XT A	1,6	0,7	36,5	T005 44 703 99 T005 44 703 10
XT AL	1,6	1,0	39,5	T005 44 701 99 T005 44 701 10
XT ASL	1,6	0,45	36,5	T005 44 740 99 T005 44 740 10
XT M	3,2	1,2	39,5	T005 44 702 99 T005 44 702 10
XT B	2,4	0,8	36,0	T005 44 704 99 T005 44 704 10
XT BSL	2,4	0,45	36,0	T005 44 741 99 T005 44 741 10
XT B SL	2,5	0,8	36,3	T005 44 738 99 T005 44 738 10
XT C	3,2	0,8	36,0	T005 44 705 99 T005 44 705 10

Type	Ø a mm	b mm	c mm	Order-no.
XT D	4,6	0,8	34,5	T005 44 706 99 T005 44 706 10
XT CSL	3,2	0,45	36,0	T005 44 742 99 T005 44 742 10
XT E	5,9	1,2	34,5	T005 44 707 99 T005 44 707 10
XT DL	4,6	0,8	39,5	T005 44 736 99
XT MX	3,2	0,8	53,5	T005 44 745 99 T005 44 745 10
XT HX	0,8	0,4	51,5	T005 44 737 99
XT AX 30°	1,6	0,7	51,5	T005 44 743 99 T005 44 743 10
XT BX 30°	2,4	0,8	51,5	T005 44 744 99 T005 44 744 10

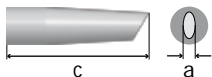
Round



Type	Ø a mm	c mm	Order-no.
XT BS	2,4	36,5	T005 44 715 99 T005 44 715 10
XT CS	3,2	36,5	T005 44 716 99 T005 44 716 10

Type	Ø a mm	c mm	Order-no.
XT DS	5,0	34,5	T005 44 717 99 T005 44 717 10

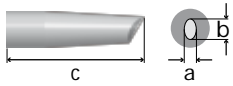
Sloped



Type	a mm	c mm	Order-no.
XT F 30°	1,2	36,5	T005 44 718 99 T005 44 718 10
XT AA 60°	1,6	36,5	T005 44 708 99 T005 44 708 10
XT BB 45°	2,4	36,5	T005 44 709 99 T005 44 709 10

Type	a mm	c mm	Order-no.
XT CC 45°	3,2	36,5	T005 44 710 99 T005 44 710 10
XT DDH 45 45°	4,0	40,5	T005 44 730 99 T005 44 730 10
XT AA 60 °	1,6	36,5	T005 44 708 99 T005 44 708 10

Gull Wing



XT		Ø a mm	b mm	c mm	Order-no.
XT GW1		2,3	3,2	36,5	T005 44 712 99 T005 44 712 10
XT GW2		3,5	4,8	36,5	T005 44 735 99

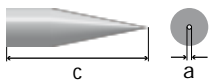
Type	Ø a mm	b mm	c mm	Order-no.	
XT GW3		0,8	0,9	41,5	T005 44 711 99 T005 44 711 10

Knife



Type	Ø a mm	c mm	Order-no.	
XT KN 60°		2,0	45,0	T005 44 711 99 T005 44 714 10

Conical



Type	Ø a mm	c mm	Order-no.	
XT O		1,0	36,5	T005 44 714 99 T005 44 714 10

Soldering head

Type	a mm	b mm	Order-no.	
XT Soldering head + adapter		10,0	4,0	T005 44 731 99
Soldering head		10,0	4,0	T005 44 731 90
XT Soldering head + adapter		20,0	4,0	T005 44 732 99
Soldering head		20,0	4,0	T005 44 732 90
XT Soldering head + adapter		33,0	4,0	T005 44 733 99
Soldering head		33,0	4,0	T005 44 733 90

Accessories

Type	a mm	c mm	Order-no.	
Measuring tip		0,5	40,0	T005 44 722 99
XT Adapter M4			36,0	T005 44 719 99
XT Adater M5			36,0	T005 44 720 99

Type	Order-no.
Barrel	 WXP 120 WP 120 T005 87 657 11 T005 87 637 09
Barrel for bent	 WXP 120 WP 120 T005 87 657 66 T005 87 658 02

- T005XXXXX99 = 1 Piece
- T005XXXXX10 = 10 Pieces
- T005XXXXX11 = 100 Pieces



WXP 200 / WP 200


Highest Power 200 W soldering iron; ideal for applications with highest mass applications e.g. LED back-panels or RF shieldings.



200 W, 24 V





- Maximum power & rapid response
- Optimized sensor position
- Meeting highest industry standards
- Widest tip range with low price point


Chisel



XHT	Ø a mm	b mm	c mm	Order-no.
XHT C 	3,2	1,2	48,0	T005 44 804 99
XHT D 	5,0	1,2	48,0	T005 44 801 99

Type	Ø a mm	b mm	c mm	Order-no.
XHT E 	7,6	1,5	48,0	T005 44 802 99
XHT F 	9,3	2,0	48,0	T005 44 805 99

Accessories

Type	a mm	b mm	c mm	Order-no.
Measuring tip 	1,25	6,0	55,0	T005 44 803 99
Barrel				T005 87 637 25

Further soldering tip dimensions & custom tips on request.

How to extend the lifetime of your original Weller soldering tips.




The soldering tip **MUST** transfer heat effectively & reliably to the joint & is therefore the **critical quality relevant component** in the soldering process! Unprofessional care of the tips can result in a great quality decrease and costly soldering problems. To prevent such problems and unnecessary waste, original Weller products & tips **MUST** be used at all times!

Weller irons, XP stations and Stop & Go Safety Rests enable you to use devices in standby mode to protect the soldering tip & save energy. The new WSW wire rounds off Weller's range of Tip Savings Products to our valued customers!



*Automatic Energy Saving Mode with visual process control via blue LED light ring (light on = heater on, light off = heater off)

Weller's NEW WSW soldering wire protects the soldering tip & greatly extends lifetime!



The new WSW cored soldering wire offers revolutionary wetting properties at lower temperatures and even on difficult surfaces. This greatly reduces the wire consumption. The anti-leaching & anti-solder splash properties greatly increase process quality and productivity, while decreasing costs tremendously. Solder tip lifetime can be extended by up to 30%. **Bottom line is** – higher process quality can be achieved in less time and with less tips and less wire!

NEVER FORGET: Always wet the tip, even after using it with Weller WSW wire.

To guarantee maximum flexibility for all solder applications, Weller can supply a wide range of alloys and fluxes, as well as various wire diameters.

Alloys

- SAC alloy – tin / silver / copper
- SC alloy – tin / copper

Flux

- Mildly activated flux (NoClean) M1
- Halogen-free flux L0

Diameters

- 0,5 mm, 0,8 mm, 1,0 mm, 1,2 mm, 1,6 mm

Type	WSW SAC M1	WSW SAC L0	WSW SC L0	WSW SC M1
Alloy	Sn3.0Ag0.5Cu	Sn3.0Ag0.5Cu	Sn0.7Cu	Sn0.7Cu
Temperature	217-221°C	217-221°C	227°C	227°C
Flux J-STD 004	M1	L0	L0	M1
Flux content	3.5%	3.5%	3.5%	3.5%
Weight	500 gr	500 gr	500 gr	500 gr
Diameter	Order-no.	Order-no.	Order-no.	Order-no.
0,3 mm	T005 13 865 99	T005 13 872 99		
0,5 mm	T005 13 864 99	T005 13 870 99	T005 13 880 99	T005 13 876 99
0,8 mm	T005 13 863 99	T005 13 869 99	T005 13 879 99	T005 13 875 99
1,0 mm	T005 13 862 99	T005 13 868 99	T005 13 878 99	T005 13 874 99
1,2 mm	T005 13 861 99	T005 13 867 99	T005 13 877 99	T005 13 873 99
1,6 mm	T005 13 860 99	T005 13 866 99		


Why Dry Cleaning?

Weller®

- Excellent cleaning results
- Soldering tip is cleaned yet remains wetted
- Aggressive flux residues are removed
- Prevents oxidation of the soldering tip
- Low temperature shock vs. wet sponge
- Helps extend soldering tip lifetime



Weller WDC / WDC 2 Dry Cleaner



Dry cleaner with brass or steel wool:

Recommended for dry cleaning of soldering tips using the WDC dry cleaner with brass wool. The solder tip is cleaned & flux residues are removed yet tip remains wetted.



Find out how to use the WDC dry cleaner correctly on our youtube channel: visit www.youtube.com/wellersoldering



Weller Hot Tip Activator



For re-activation or re-wetting of dark, oxidized soldering tip, clean the tip in the activator while the tip is still HOT.

Order-no.
T005 13 031 99

Preheating Plate



Supplies additional heat energy to the PCB being soldered. This protects the board from partial overheating and allows the use of much lower, safer solder tip temperatures. Extended tip lifetime is the cost benefit.

WPB 1 Cold Tip Polishing Bar



Cleans and renews the soldering tip surface. Clean the tip only when it is COLD to prevent tip damage.

Order-no.
TWPB 1

Stainless Steel Brush



Removes stubborn flux residues.

Order-no.
T005 13 827 99

BONDLINE

STATIC CONTROL SOLUTIONS

www.bondline.com.au
Sales@bondline.com.au
(+61) (02) 9757 3590

USA

Apex Tool Group, LLC
14600 York Rd. Suite A
Sparks, MD 21152

Tel: +1 (800)688-8949
Fax: +1 (800)234-0472

GERMANY

Weller Tools GmbH
Carl-Benz-Straße 2
74354 Besigheim

Tel: +49 (0)7143 580-0
Fax: +49 (0)7143 580-108

GREAT BRITAIN

Apex Tool Group (UK Operations) Ltd
4th Floor Pennine House
Washington, Tyne & Wear
NE37 1LY

Tel: +44 (0) 191 419 7700
Fax: +44 (0) 191 417 9421

FRANCE

Apex Tool Group S.N.C.
25 Avenue Maurice Chevalier B.P. 46
77832 Ozoir-la-Ferrière Cedex

Tel: +33 (0) 1.64.43.22.00
Fax: +33 (0) 1.64.43.21.62

ITALY

Apex Tool S.r.l.
Viale Europa 80
20090 Cusago (MI)

Tel: +39 (02)9033101
Fax: +39 (02)90394231

SWITZERLAND

Apex Tool Switzerland Sarl
Rue de la Roselière 12
1400 Yverdon-les-Bains

Tel: +41 (0) 24 426 12 06
Fax: +41 (0) 24 425 09 77

CHINA

Apex Tool Group
A-8 building
No. 38 Dongsheng Road
Heqing Industrial Park, Pudong
Shanghai PRC 201201

Tel: +86 (21)60880288
Fax: +86 (21)60880289

CANADA

Apex Tools – Canada
164 Innisfil Street
Barrie Ontario
Canada L4N 3E7

Tel: +1 (905) 455 5200

AUSTRALIA

Apex Tools
P.O. Box 366
519 Nuringong Street
Albury, N.S.W. 2640
Australia

Tel: +61 (2)6058-0300
Fax: +61 (2)6021-7403

SOUTH EAST ASIA

Apex Power Tools India Pvt Ltd
Gala No. 1, Plot No. 5
S.No. 234, 235 & 245
India Land Global Industrial Park.
(Next to Tata Johnson Control)
Taluka- Mulsi , Phase -I
Hinjawadi Pune (411057)
Maharashtra, India

toolsindia@apextoolgroup.com

Weller®